

New Hampshire Residential Energy Code Application
for Certification of Compliance for New Construction, Additions and/or Renovations of
Detached One- and Two-family dwellings and multi-family dwellings (townhouses) not over 3 stories
EC-1 Form

Minimum Provisions from 2015 IRC Chapter 11

Effective Date: September 15, 2019

Owner/Owner Builder: Company Name: (if applicable)			General Contractor: Company Name:		
Name:			Name:		
Mail Address:			Mail Address:		
Town/City:	State:	Zip:	Town/City:	State:	Zip:
Phone:	Cell:		Phone:	Cell:	
E-Mail:			E-Mail:		
Location of Proposed Structure:			Type of Construction:		
Tax Map #:		Lot #:	<input type="radio"/> Residential <input type="radio"/> Small Commercial <input type="radio"/> New Building <input type="radio"/> Renovation <input type="radio"/> Addition <input type="radio"/> Thermally Isolated Sunroom <input type="radio"/> Modular Home: the site contractor must submit this form detailing supplementary rooms and Floor and/or Basement insulation unless the floor insulation is installed or provided by the manufacturer and no heated space is added.		
Street:			Total New Conditioned* Floor Area: _____ ft ²		
Town/City:	County:				
Zone 5 <input type="radio"/> Cheshire, Hillsborough, Rockingham Strafford Zone 6 <input type="radio"/> All other NH counties and town of Durham			Basement or Crawl Space type: (*a conditioned space is one being heated/cooled, containing uninsulated ducts or w/ a fixed opening into conditioned space. Walls must be insulated) Conditioned? <input type="radio"/> Yes (Walls must be insulated) <input type="radio"/> No <input type="checkbox"/> Full Basement <input type="checkbox"/> Walk Out Basement <input type="checkbox"/> Slab on Grade <input type="checkbox"/> Other _____		
Structure is EXEMPT because: <input type="checkbox"/> Mobile Home <input type="checkbox"/> On an historic register			Form Submitted by: <input type="checkbox"/> Owner <input type="checkbox"/> Builder <input type="checkbox"/> Other _____		

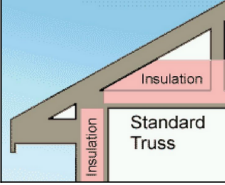
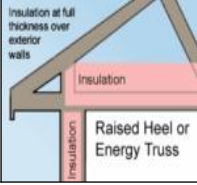
I hereby certify that all the information contained in this application is true and correct, and construction shall comply in all respects with the terms and specifications of the approval given by the local municipal code official or New Hampshire Public Utilities Commission.

Signature _____ **Print Name** _____ **Date** _____

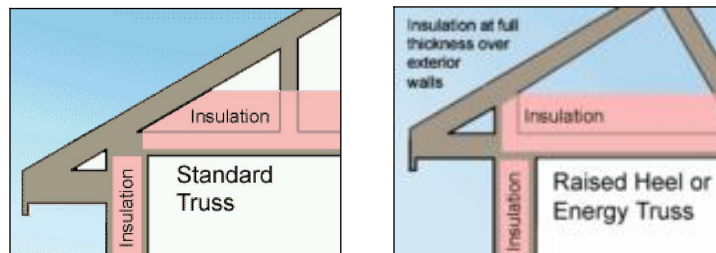
Official Use Only		
Date Complete Application Received:	Approved by:	Date:
Approval Number:	Stamp:	

Directions: Complete the "Your Proposed Structure" columns. No measurements or calculations are needed. Copies of plans are NOT needed. If you at least meet the Energy Code requirements, your project will be approved. Write N/A in any section that does not apply to your project. If your planned structure does meet these requirements, consider downloading REScheck <http://www.energycodes.gov/rescheck> to explore energy modelling options. Please submit pages 1 and 2 only.

YOUR PROPOSED STRUCTURE

Building Section	Required R or U Values	Write Planned R and U Values		Brands / Models / insulation type and thickness (if known)
		Write in U-Value	Write in R-Value	
Window U Factor (lower U is better)	U .32 (maximum) U-.32 (if log walls in Zone 5) U-.30 (if log walls in Zone 6) U .50 (Thermally Isolated Sunrooms only)	Write in U-Value		Check if <input type="checkbox"/> Sunroom <input type="checkbox"/> Log Walls
Skylights	U .55 (or less)			
Flat Ceilingⁱ <i>or</i> Flat Ceiling with Raised or Energy Trusses R-value	 R-49 (Zone 5 or 6) if using the above construction technique R-49 if log walls	 R-38 (Zone 5 or 6) if maintaining the full R value over the plates R-49 if log walls	Write in R-Value → If using only R-38 in Zone 5 or 6 you must check this box	NOTE: R-38 will satisfy the requirement for R-49 if the full R-38 insulation value is maintained over the outside plates. If using only R-38 (Zone 5 or 6), you must certify that you will maintain R-38 over the plates by checking the box below. <input type="checkbox"/> <i>By checking this box, I certify that this structure is being built with a raised energy truss or that the full R-value of the ceiling insulation will be maintained over the outside plates.</i>
Sloped or Cathedral Ceiling	R-30 (Zone 5 & 6) if less than 500 ft sq or 20% of total ceiling area or as above R-24 (Thermally Isolated Sunrooms only)	Write in R-Value		Check if <input type="checkbox"/> Sunroom
Above Grade Wallⁱⁱ R-value	R-20 Cavity Insulation only <i>or</i> R-13 plus R-5 Cavity <i>plus</i> Continuous Insulation R-13 (Thermally Isolated Sunrooms only)	Write in R-Value		Log homes must comply with ICC400-2012, have an average minimum wall thickness of 5" or greater with specific gravity of ≤0.5 or 7" with specific gravity >0.5. Check if <input type="checkbox"/> Sunroom <input type="checkbox"/> Log Walls
Door U-Value	U .32 (maximum)	Write in U-Value		One opaque door in the thermal envelope is exempt from the U-factor requirement.

ⁱ Ceilings with attic spaces: R-38 in Zone 5 or 6 will be deemed to satisfy the requirement for R-49 wherever the full height of uncompressed R-38 insulation extends over the wall top plate at the eaves or the full R-value is maintained. This is often accomplished by using a raised heel or energy truss as shown in the diagram below or by using higher R-value insulation over the plates.



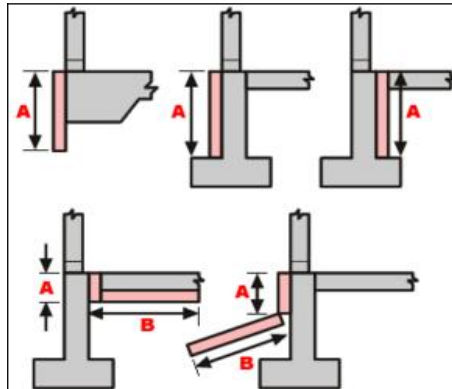
ⁱⁱ R-13 + R-5 means R-13 cavity insulation plus R-5 continuous insulated sheathing. If structural sheathing covers 25 percent or less of the exterior, R-5 sheathing is not required where the structural sheathing is placed. If structural sheathing covers more than 25 percent of exterior, the structural sheathing must be supplemented with insulated sheathing of at least R-2.

Floor R Value (Basement ceiling)	R-30 <i>or</i> Insulation sufficient to fill joist cavity	Write in R-Value	If conditioning the basement you must insulate Basement Walls . If not, you may insulate either Floor or Basement Walls and/or Slab Edge
Basement or Crawl Space Wall R Value	For <i>both</i> Zone 5 and Zone 6 R-19 Cavity Insulation or R-15 Continuous Insulation	Write in R-Value	
Slab Edgeⁱⁱⁱ R Value	R-10 2' (Zone 5) 4' (Zone 6) (see drawing pg 3) <i>add R-5</i> if the Slab is heated or R-15	Write in R-Value	Check if <input type="checkbox"/> Heated Slab

ⁱⁱⁱ Slab edge insulation must start at the top of the slab edge and extend a total of two (Zone 5) or four feet (Zone 6). Insulation may go straight down, out at an angle away from the building, or along the slab edge and then under the slab. A slab is a concrete floor within 1' of grade level. See diagram below.

The top edge of insulation installed between the exterior wall and the interior slab may be mitered at a 45 degree angle away from the exterior wall.

Allowable Slab Insulation Configurations



A or A + B must equal two feet in Zone 5 or four feet in Zone 6

MODULAR HOMES must be certified by the NH Department of Safety. Unless the floor insulation is provided by the manufacturer this form may be submitted. This form may also be submitted if the basement is to be insulated or supplementary heated space is added to the home upon or after it is set.

2015 International Residential Code (IRC) effective Sept. 15, 2019

Residential Energy Code Requirements IRC Chapter 11

The following list is intended as a general summary of energy related requirements.

Please consult the 2015 IRC Chapter 11 for complete requirements.

✓ Check here

Certification No.:

EC-1 Form page 3

	under entire heated slab if a log home.	
Air Sealing	A blower door test is required . The test must demonstrate an air exchange rate of <i>seven</i> Air Changes per Hour (ACH) or less @ 50 Pa.	If required by the code official, an approved third party may be required to conduct the blower door test.

Submit pages 1 and 2 to local municipal code official or NH Public Utilities Commission at energycodes@puc.nh.gov
Phone: 603.271.2431. Fax: 603.271.3878.

Air Leakage Code Section N1102.4

The building thermal envelope shall be constructed to limit air leakage in accordance with the requirements of IRC Sections R1102.4.1 through R1102.4.4. The building thermal envelope must be durably sealed to limit infiltration. See Table N1102.4.1.1 for a list of thermal envelope elements and installation criteria.

Building envelope air tightness shall be verified to comply by Blower Door testing to no exceed air leakage of 7 Air Changes per Hour (ACH) at 50 Pascals pressure. The local Building Official may require an independent 3rd party to conduct the test.

Testing

Code Section N1102.4.1.2

The Blower Door Test is the required method to demonstrate code compliance with the air leakage requirement.

Blower Door Test conducted by: _____

Result (at 50 Pa): _____ CFM Interior Volume _____ CF _____ ACH **Fireplaces**
Code Section N1102.4.2 New wood-burning fireplaces shall have tight-fitting flue dampers or doors and outdoor combustion air. **Recessed Lighting** Code Section N1102.4.5 Recessed lights in the thermal envelope must be type IC rated and labeled as meeting ASTM E 283 and sealed with a gasket or caulk between the housing and the interior wall or ceiling covering. **High-Efficacy Lighting** Code Section N1104.1 Not less than 75 percent of the lamps in permanently installing lighting fixtures shall be high-efficacy lamps or not less than 75 percent of the permanently installed lighting fixtures shall contain only high-efficacy lamps. **Materials and Insulation Identification** Code Section N1101.5 and N1101.10 Materials, systems and equipment shall be identified in a manner that will allow a determination of code compliance. Manufacturer manuals for all installed heating, cooling and service water heating equipment must be provided. Insulation R-values, glazing and door U-values and heating and cooling equipment efficiency must be clearly marked on the building plans, drawings or specifications. **Pull-Down Attic Stairs, Attic Hatch, and Knee Wall Doors**
Code Section N1102.2.4 Should be insulated to a level equal to the surrounding surfaces and tightly sealed and weather-stripped at the opening. **Full size Attic or Basement Entry Doors** Code Section N1102.3.4 All doors leading from a conditioned space into an unconditioned attic or enclosed attic or basement stairwell should be insulated and weather-stripped exterior rated door units meeting the U-factor requirement. One door is exempt. **Duct Insulation** Code Section N1103.3.1 **Supply and return** ducts in attics must be insulated to at least R-8 where 3 in. diameter or greater. All other ducts must be insulated to at least R-6. Exception: Ducts or portions thereof located completely inside the building thermal envelope. **Duct Construction** Code Sections N1103.3.2 and N1103.3.5 Ducts, air handlers and filter boxes shall be sealed. Joints and seams must comply with the *Int. Mech. Code* or Section M1601.4.1 of the *International Residential Code*. Building framing cavities **shall not** be used as ducts or plenums (neither supply nor return).

Duct Testing Code Sections 1103.3.3 Ducts shall be pressure tested to determine air leakage by either 1) rough-in test or 2) post-construction test. See Code for requirement details.

Test conducted by: _____

Footnotes to Residential Energy Code Application for Certification of Compliance

Duct test result at 25 Pa: _____ Post construction or _____ Rough-in test

Temperature Controls Code Section N1103.1&1.1 At least one thermostat must be provided for each separate heating and cooling system. The thermostat controlling the primary system must be equipped with a programmable thermostat.

Heat pumps having supplementary electric-resistance heat must have controls that, except during defrost, prevent supplemental heat operation when the heat pump compressor can meet the heating load.

Mechanical System Piping Insulation Code Section 1103.4 Mechanical system piping capable of conveying fluids at temperatures above 105°F or below 55°F must be insulated to R-3.

Circulating Hot Water Systems Code Section N1103.5 Circulating service water systems must include an automatic or readily accessible manual switch that can turn off the hot water circulating pump when the system is not in use.

Circulating domestic hot water system piping shall be insulated to R-4.

Mechanical Ventilation Code Section N1103.6 Outdoor air intakes and exhausts must have automatic or gravity dampers that close when the ventilation system is not operating.

Equipment Sizing Code Section N1103.7 Heating and cooling equipment shall be sized in accordance with ACCA Manual J or other approved heating and cooling calculation methodologies. Equipment shall have an efficiency rating equal to or greater than applicable federal standards.

Certificate Code Section N1101.14 A permanent certificate, completed by the builder or registered design professional, must be posted on or in the electrical distribution panel. It must list the R-values of insulation installed in or on the ceiling, walls, foundation, and ducts outside the conditioned spaces; U-factors and SHGC for fenestration. The certificate must also list the type and efficiency of heating, cooling and service water heating equipment.

Existing Buildings and Structures

See **Appendix J** of IRC The purpose of these provisions is to encourage continued use of existing buildings and structures. Work in existing buildings shall be classified into categories of repair, renovation, alteration and reconstruction. Consult this Appendix for specific requirements related to work in existing buildings.

NEW HAMPSHIRE ENERGY CODE Summary of Basic Requirements Page 2